

# 13" SWING-AWAY

---

WITH FLEX-HOPPER



*Complimented by Comparison.*

MOVES A WORLD OF GRAIN  
**Hutchinson** Massive capacity. Long-term dependability.  
 THE WORLD OVER

**WIDE-STANCE UNDERCARRIAGE**



The scissor-type undercarriage features a wide stance that provides superior stability when fully extended or in the transport position. The entire undercarriage is powder coated for maximum wear life.

DIAMETER	CAPACITY	LENGTHS
13"	9000 BPH	72', 82', 92', 102'

**13" STANDARD FEATURES**

- The entire unit features a durable powder coat finish for maximum durability.
- The Swing-Away Flex-Hopper can easily pivot to either side of the main tube for complete versatility.
- All drive components are enclosed in oil bath housings.
- Relief door in swing out hopper is secured by spring-loaded clips to protect the main auger from overloading.
- Spindle wheel hubs with tapered bearings provide smooth, reliable transport.

**HYDRAULIC WINCH SYSTEM**



The hydraulic winch system takes the work out of raising and lowering the auger. The system provides an economical and dependable alternative to competitive units that rely on dual hydraulic cylinders that are susceptible to damage when fully extended on a unit this size.

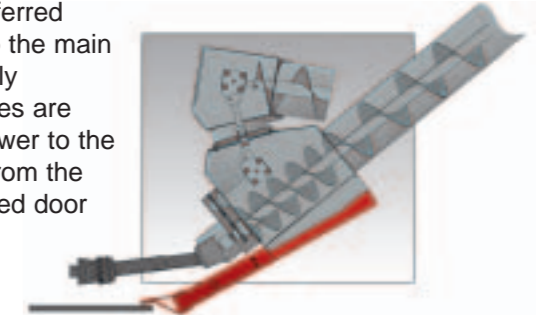
**HEAVY-DUTY TRUSSING**

The larger 92' and 102' models use X-braced top mounted pipe with 3/8" side-cable trussing for maximum support of the main tube. Heavy-duty aircraft cable provides trussing support on the 72' and 82' models.



**SWING-AWAY DRIVE**

The power is transferred through the PTO to the main auger. Two internally mounted gear boxes are used to transfer power to the swing out hopper from the PTO. A spring loaded door on the swing out auger protects the main auger from being overloaded.




**OPTIONAL SWING-AWAY WHEEL KIT**

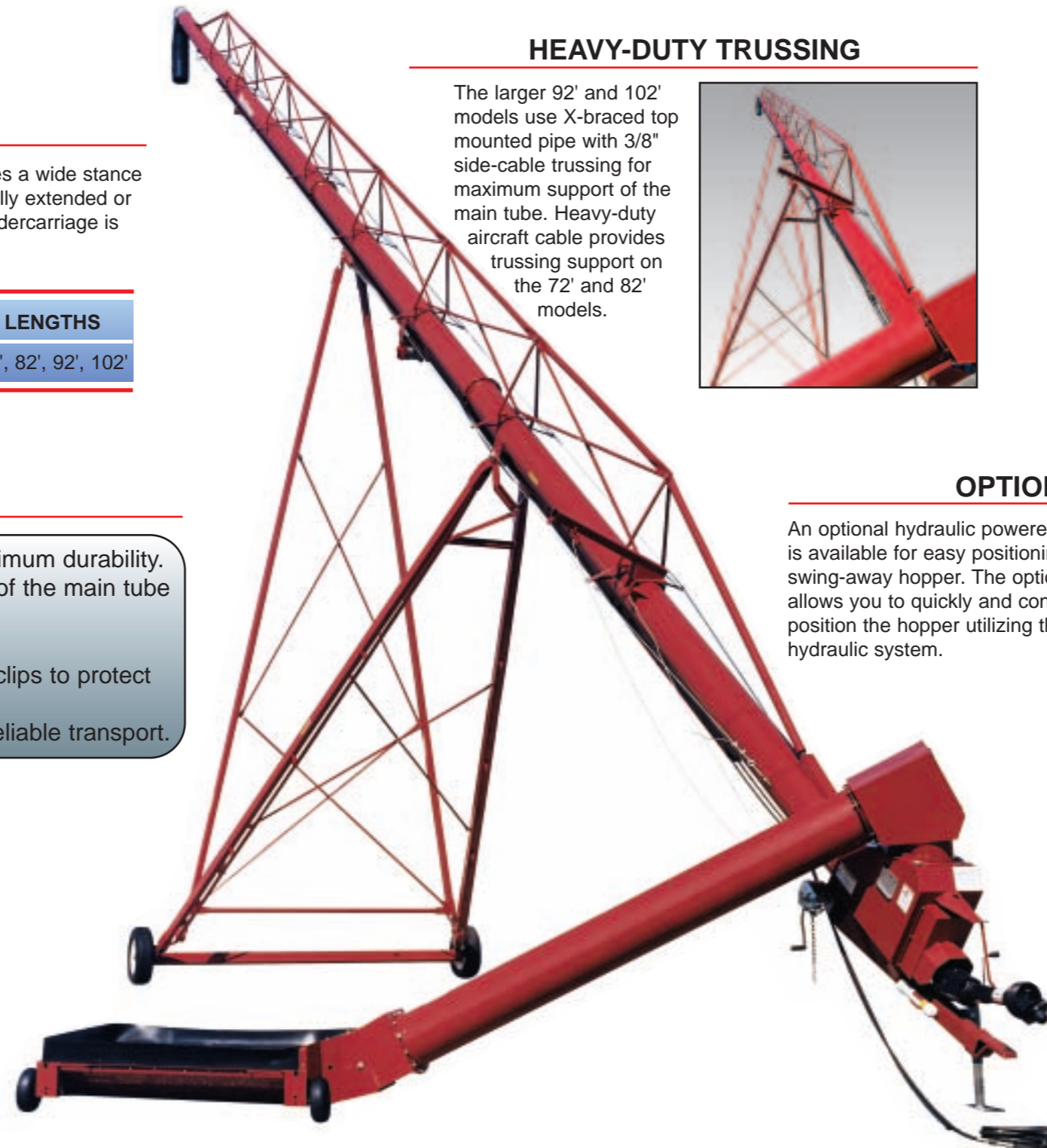
An optional hydraulic powered wheel kit is available for easy positioning of the swing-away hopper. The optional kit allows you to quickly and conveniently position the hopper utilizing the hydraulic system.



**INTERNAL GEAR DRIVE**



The heavy duty Constant Velocity (CV) PTO automatically adjusts at all operating auger angles to provide smooth operation. A shear mechanism is a standard feature of the (CV) PTO, which provides overload protection for the auger.



## SWING-AWAY HOPPER



The Swing-Away Flex-Hopper can be placed on either the right or left side of the main auger. The lift arm can be quickly switched to the other side of the main auger. The Flex-Hopper is transported in a near vertical position for ease of clean out and to keep moisture from accumulating in the hopper.

## LOW-PROFILE HOPPER

The Low-Profile Hopper features a "minimum height" design that enables it to be positioned in unloading situations with limited space. The Low-Profile Hopper is standard equipment on all 13" Swing-Away Hoppers.



Low-Profile dimensions are 40" x 66" x 10 1/2" high.

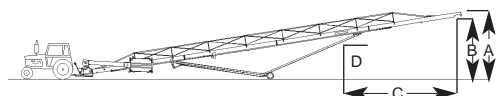
## FLEX-HOPPER DESIGN



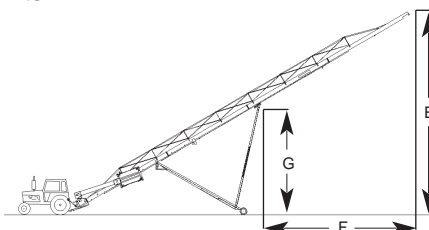
The Flex Angle design is unique in the industry, allowing the hopper to remain almost horizontal regardless of auger operating angle. The hinged cover permits easy service to the U-Joint.

## OPERATING HEIGHTS AND GENERAL DIMENSIONS

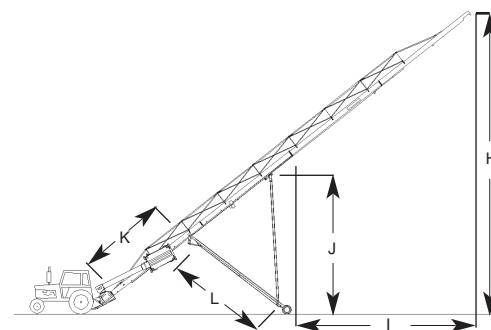
	13"X72'	13"X82'	13"X92'	13"X102'
SIZE	13"X72'	13"X82'	13"X92'	13"X102'
TUBING	12 GA	12 GA	12 GA	12 GA
FLIGHT	7 GA	7 GA	7 GA	7 GA
FLIGHT SHAFT	10 GA	10 GA	10 GA	10 GA
PSI REQ. LIFT	1500	1500	1500	1500
PTO DRIVE	55R SERIES W/3/8" BOLT →			
HP REQ.	100	110	110	120
TOP TRUSS	3/8 CABLE	3/8 CABLE	2 1/2" 11 GA. TUBE →	
SIDE TRUSS	NA	NA	3/8 CABLE	3/8 CABLE
TRACK	1.5"X1.5"X3/16 ANG.	1.5"X1.5"X3/16 ANG.	3X2X1/4" ANG.	3X2X1/4" ANG.
TRACK SHOE	4 ROLLERS W/BRGS	4 ROLLERS W/BRGS	4 ROLLERS W/BRGS	4 ROLLERS W/BRGS
UNDER CARRIAGE	4"SQ.X.188	4"SQ.X.188	5X2 REC.X.188	5X3 REC.X.188
AXLE	3 SQ.X.188	3 SQ.X.188	3 SQ.X.188 DBL TUBE	3SQ.X.188 DBLTUBE
HUBS & WHEELS	HEAVY 6 BOLT W/15" WHEEL →			
WHEEL TREAD	152" (12'8")	152" (12'8")	176" (14'8")	176" (14'8")
HYD. LIFT	HYD.WINCH W/1/2" AIRCRAFT CABLE →			
STD HOPPER HEIGHT	10 1/2" LOW PROFILE	HOPPER-STANDARD →		
TIRES REQ.	225/75R 15-LOAD RANGE D →			



TRANSPORT



30 DEG.



MAX LIFT

AUGER SIZE	OVERALL HEIGHT DURING TRANSPORT	DISCHARGE HEIGHT TRANSPORT POSITION	CLOSEST POINT TO BIN TRANSPORT POSITION	FREE CLEARANCE ABOVE WHEELS TRANSPORT POSITION	DISCHARGE HEIGHT AT 30°	CLOSEST POINT TO BIN AT 30°	FREE CLEARANCE ABOVE WHEELS AT 30°	DISCHARGE HEIGHT MAXIMUM POSITION	CLOSEST POINT TO BIN MAXIMUM POSITION	FREE CLEARANCE ABOVE WHEELS MAXIMUM POSITION	DISTANCE FROM INTAKE TO UNDERCARRIAGE MOUNT	LENGTH OF LOWER UNDER-CARRIAGE ARM
	A	B	C	D	E	F	G	H	I	J	K	L
13" X 72' SAA	14' 1"	13' 0"	20' 3"	8' 2"	37' 4"	28' 5"	20' 3"	47' 10"	26' 7"	25' 4"	12' 8"	18' 7"
13" X 82' SAA	14' 9"	13' 5"	22' 11"	9' 3"	42' 4"	31' 9"	23' 4"	54' 3"	29' 11"	28' 11"	13' 4"	22' 0"
13" X 92' SAA	16' 0"	14' 7"	21' 7"	10' 7"	48' 2"	33' 10"	27' 5"	58' 11"	33' 1"	32' 3"	19' 0"	24' 10"
13" X 102' SAA	18' 2"	16' 7"	25' 1"	11' 11"	52' 8"	38' 3"	29' 8"	64' 8"	38' 0"	33' 7"	21' 5"	26' 8"

**IMPORTANT:** Keep all shields and safety devices in place at all times. Observe all safety signs and warnings shown on the product and in the operator's manual. Hutchinson reserves the right to change design and/or specifications without notice or obligation.



P.O. Box 629 • Clay Center, KS 67432  
Ph. (785) 632-2161 • FAX (785) 632-5964  
www.hutchweb.com

Call Toll-Free

**1-800-523-6993**

For more information.



Distributed by:

161 DOAN ST. • BOX 825 • WILMINGTON, OHIO 45177-0825  
BUSINESS PHONE: (937) 382-3501 • FAX: (937) 382-6950

BAC 23489/8/01

Printed in U.S.A.